

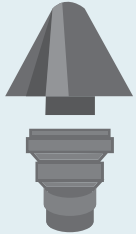
Only Rain Down the Drain

WHY BE CONCERNED?

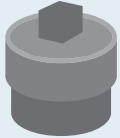
Pool water may contain:

- Soaps and dirt
- Oil and grease
- Toxic chemicals
- Heavy metals

What does a sanitary sewer clean-out look like?



Look on your property for a small circular cap on a pipe, with a raised square or mushroom-shaped cone on it, sticking out of your house or out of the ground. These caps often cover clean-outs.



OR...

Look on your property for a concrete or metal cover marked "SEWER," "C.O." or "S." Clean-outs are often located under them.



In either case, remove the cap and place the hose in the pipe to drain. To prevent backflow, don't let the end of the hose touch the bottom of the sewer pipe while draining.



It is the responsibility of the business owner to train staff on proper spill and clean-up procedures and stormwater BMPs. Failure to comply with this request may result in the issuance of an administrative citation or fines that accrue daily. Learn more about this at www.cccleanwater.org.

Helpful Resources



Visit ourwaterourworld.org for more information about eco-friendly algicides and visit cccleanwater.org about discharging water to a sanitary sewer cleanout.

Get approval from your Wastewater Treatment Authority to discharge your pool, spa, or fountains safely to a sewer.

Apply for a **fee-free permit** from your sanitation district here:


Wastewater Treatment Authorities

| | |
|--|----------------|
| Byron Sanitary District | (925) 634-3613 |
| Central Contra Costa Sanitary District | (925) 229-7288 |
| City of Brentwood | (925) 516-6060 |
| City of Hercules | (510) 724-8963 |
| City of Pinole | (510) 724-8963 |
| City of Richmond | (510) 412-2009 |
| Crockett Sanitary Department | (510) 787-2992 |
| Delta Diablo Sanitation District | (925) 756-1900 |
| Dublin San Ramon Services District | (925) 875-2336 |
| East Bay Municipal Utility District | (510) 287-1651 |
| Ironhouse Sanitary District | (925) 625-2279 |
| Mt. View Sanitary District | (925) 228-5635 |
| Rodeo Sanitary District | (510) 799-2970 |
| Town of Discovery Bay CSD | (925) 634-1131 |
| West County Wastewater District | (510) 237-6603 |

BEST MANAGEMENT PRACTICES FOR POOLS, SPAS, AND FOUNTAINS

ONLY RAIN DOWN THE DRAIN

Keep our waterways and wildlife safe from harmful pool, spa, and fountain-based chemicals and detergents.



CONTRA COSTA
CLEAN WATER
PROGRAM

255 Glacier Drive
Martinez, CA 94553
(925) 313-2360



CONTRA COSTA
CLEAN WATER
PROGRAM

Water is Life • cccleanwater.org

 cccleanwater.org

BEST MANAGEMENT PRACTICES (BMPs) FOR POOL OWNERS & CLEANERS



A well-maintained pool, spa, or fountain reduces the need to drain!

Prevent and Treat Algae

- 1. Regularly clean and maintain water filtration, chlorine levels, and circulation
- 2. Manage pH and water hardness to minimize copper pipe corrosion that can stain your pool and leak copper into the environment
- 3. Use copper-free alternatives or chlorine (get help from your pool maintenance service or pool chemical suppliers)
- 4. Use environmentally friendly algaecides (see back panel)

Maintain Filtration

- 5. Rinse cartridge filters, backwash sand, and diatomaceous earth filters into vegetation
- 6. If vegetated areas aren't available, contact your local wastewater treatment authority about their filter cleaning recommendations
- 7. Dispose of spent filters in trash

Drain Properly

- 8. Consult a pool professional before draining; Do not drain to street, gutter or storm drain
- 9. Get approval from local wastewater authority before discharging to a sanitary sewer clean-out

Find Your Cleanout

- 10. Look outside your home, near bathroom or kitchen walls for a concrete or metal cover marked "SEWER", "C.O." or "S". Clean-outs are often located under them
- 11. If you have trouble locating your clean-out, contact local authority

Visit cccleanwater.org/community/household-hazardous-waste for proper disposal of pool chemicals

